

SMS FLATSCREEN WM 3D



Different points of view.

The SMS Flatscreen WM 3D is an elegant way to extend the use of your screen regardless of the room's architectural limitations.

The SMS Flatscreen WM 3D can be adjusted almost any way you want. It is a sturdy construction that can support screens up to 30 kg. The screen can extend as far as half a metre from the wall or be placed flat against it. This is a smooth design that is perfect for flexible viewing such as in the kitchen or in the bedroom. Choose one of three new finishes: Glossy White, Piano Black or Dark Grey, for tasteful matching with the room and the equipment.

- | | | | |
|--|---|--|--------------------------------|
| <input type="radio"/> Ceiling | <input type="radio"/> Heavy weight | <input type="radio"/> Fixed | <input type="radio"/> Variable |
| <input checked="" type="radio"/> Wall | <input checked="" type="radio"/> Middle weight | <input type="radio"/> Swivel | <input type="radio"/> UniSlide |
| <input type="radio"/> Floor | <input type="radio"/> Light weight | <input type="radio"/> Tilt | <input type="radio"/> Hidden |
| <input type="radio"/> Table | | <input checked="" type="radio"/> 3D | <input type="radio"/> Double |
| | | <input type="radio"/> Mobile | |

SMS FLATSCREEN WM 3D

INFO

- Color: GlossyWhite, PianoBlack or DarkGrey.
- Max load: 30 kg
- Weight: 7,5 kg
- Swivel & Tilt: The screen can be swiveled approx +/- 90° and tilted 12° forward and 3° backward.

ART. NO

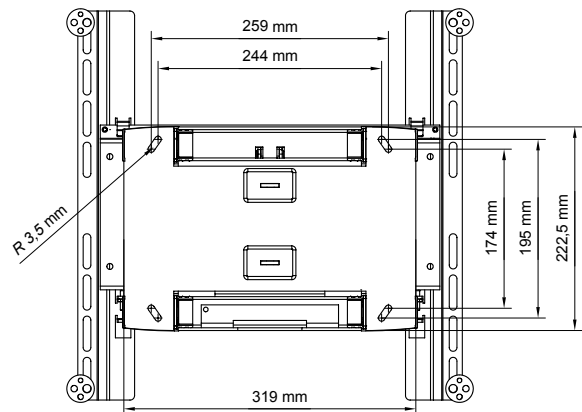
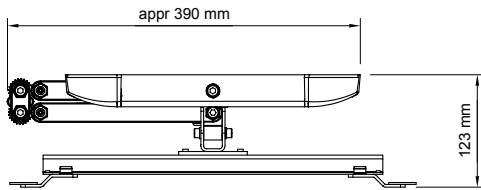
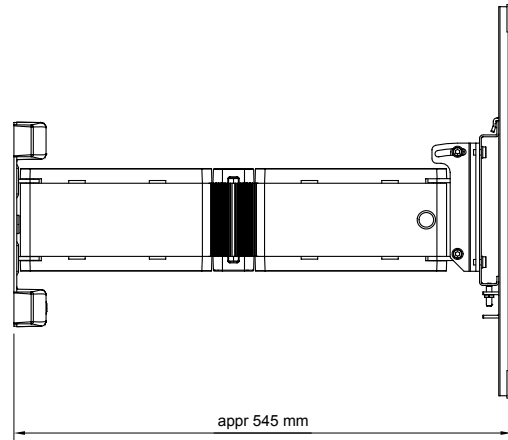
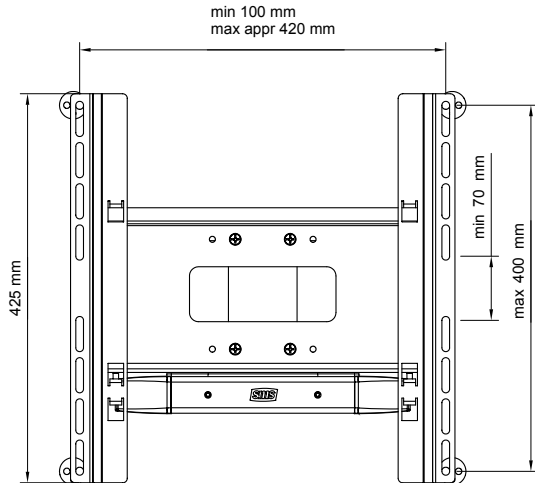
- FS041010
- FS041011
- FS041012

DESCRIPTION

- SMS Flatscreen WM 3D A/PB
- SMS Flatscreen WM 3D A/GW
- SMS Flatscreen WM 3D A/DG

Note: Cables is fastened to the 3D-arm. As an option there is a wall plate for strengthening the wall (art.nr FS041009)

Unislide included: SMS Flatscreen M Unislide (see page 1:U2).
Vesa standard: 75x75/100x100/200x100/200x200/400x200/400x400 mm.



SMART MEDIA SOLUTIONS

www.SmartMediaSolutions.se