

rayLUX 50

WHITE-LIGHT PRODUCT RANGE

Designed to be used with colour or day / night cameras the RAYLUX series of High Performance White-Light LED illuminators provide class leading performance, long life, energy efficiency and zero maintenance. They incorporate the very latest surface mount LED's to deliver excellent night-time pictures with improved optical output and outstanding reliability.

The unique Adaptive Illumination™ concept provides the flexibility to alter the angle of illumination on site to suit specific security needs and to match the camera's field of view. RAYLUX illuminators are also purpose designed to provide even output illumination.

Each unit is fitted with Active LED Life Control to carefully control LED output, delivering consistent illumination power and a projected working life of 10 years.

RAYLUX illuminators are supplied with bracket and power supply. Control features on the power supply include adjustable power output, photocell and telemetry control. RAYLUX 50 is designed for low light installations up to 40m (131ft).

RAYLUX 50 is also available with low voltage PSU.



POWERFUL

- Distances up to 40m (131ft)
- **PLATINUM[®]** LED technology
- High Power - Low Running Costs

FLEXIBLE

- Adaptive Illumination™
- Various angles (30° to 180°)
- Fully Controllable Power Supply
- Optional Low Voltage PSU

RELIABLE

- 10 year life
- Active LED Life Control
- Vandal resistant

CONTROLLED

- Excellent Colour Rendition
- Even Output Illumination
- Low running costs

ADAPTIVE ILLUMINATION™:




Narrow Angle



Wide Angle

WHITE-LIGHT IN USE:



White-Light off



White-Light on

Version 3.1

APPLICATIONS



rayTEC[®]



ADAPTIVE ILLUMINATION™

Adaptive Illumination™ allows the installer to adjust the angle of the light projection from a single unit to fit the specific demands of any installation. Adjustment is quick and convenient and any angle up to 180 degrees (depending on model) is easily selectable. Adaptive Illumination is patent pending technology available exclusively from Raytec.



ACTIVE LED LIFE CONTROL

All Raytec illuminators employ cutting edge materials science techniques to improve thermal efficiency throughout the unit and ensure continuity of LED power. The New Advanced Cool Running™ system draws heat away from the LEDs, shielding the LED from abnormal stress, and allows Raytec LED products to deliver outstanding performance and consistency of illumination throughout the operational life of the illuminator.



PLATINUM ADVANCED SMT LED TECHNOLOGY

PLATINUM illuminators integrate cutting-edge SMT LED technology, light intensification miniature optics and an enhanced Cool Running™ thermal management system into a single high performance LED. The result is World leading power, reliability and flexibility.



VANDAL RESISTANT

The polycarbonate lens design protects against severe blows from crowbars, baseball bats and can even withstand successive shots from air pistols and rifles (range dependant).



ENERGY SAVING

All Raytec illuminators use high efficiency LED's and advanced control methods to deliver extremely low electrical consumption. Raytec illuminators are energy saving and deliver huge savings in running costs compared to traditional bulb illuminators.



HIGH DEFINITION LIGHTING

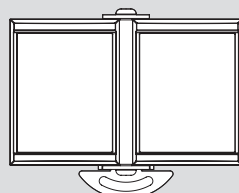
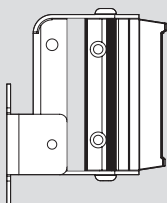
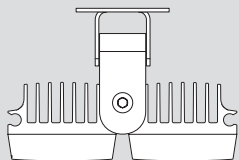
High Definition Lighting allows cameras to provide crystal clear, high signal images during the hours of darkness. The breakthrough in HD lighting is made possible with Raytec's high power LED technology delivering increased power on scene.

5 YEAR WARRANTY

All Raytec CCTV illuminators are provided with a 5 year warranty, unmatched anywhere in the CCTV lighting industry. Raytec illuminators provide guaranteed long life!



TECHNICAL SPECIFICATIONS



ILLUMINATOR

<i>Max Distance:</i>	up to 40m (131ft)
<i>Angle:</i>	Various - See Part Codes
<i>Optics:</i>	SMT LED's
<i>Consumption:</i>	25W max
<i>Voltage:</i>	14V current controlled
<i>Weight:</i>	1.7kg (3.7lbs)
<i>Environmental:</i>	IP66
<i>Temp Range:</i>	-50 to +50°C (-58 to 122°F)
<i>Cable Length:</i>	2.5m
<i>Colour:</i>	Silver
<i>Wavelength:</i>	White-Light
<i>Dimensions:</i>	160 x 115 x 54mm 6" x 4" x 2" approx

BRACKETRY

U Bracket and Adaptive Illumination bracket included.

POWER SUPPLY

<i>Input:</i>	Universal 100-240V AC auto-sensing Low Voltage 12-24V option also available
<i>Output:</i>	25W max
<i>Temperature:</i>	-50 to +50°C (-58 to 122°F)
<i>Weight:</i>	0.9Kg (2lbs)
<i>Dimensions:</i>	160mm x 120mm x 80mm 6" x 5" x 3" approx

Standard PSU (included)

Adjustable photocell
Adjustable power output for IR
Telemetry Control

Premium PSU (add ~PR to part code)

All standard PSU features PLUS:
Photocell following contact for switching of dual mode cameras
12V dc output to power cameras

Pulsed PSU (add ~PU to part code)

To pulse Raytec lights in sync with cameras.
Power Adjustment
Video In and Video Out connections to sync light and camera.
12V dc output to power cameras

PART CODES & DISTANCES

			NARROW ANGLE	WIDE ANGLE
RL50-AI-30	RAYLUX 50, 30-60°	AI, white-light + PSU	40m (131ft)	28m (92ft)
RL50-AI-50	RAYLUX 50, 50-100°	AI, white-light + PSU	28m (92ft)	20m (64ft)
RL50-AI-120	RAYLUX 50, 120-180°	AI, white-light + PSU	12m (39ft)	8m (28ft)



Europe / Middle East: Tel: +44 (0) 1670 520055
Americas (Toll Free): Tel: +1 888 505 8335

Email: sales@rayteccctv.com
Email: ussales@rayteccctv.com
Web: www.rayteccctv.com