

# GPRS/EDGE

## EDGE router ER75i



■ Traffic cameras

■ Interconnection of industrial control systems

■ Interconnection PC or LAN



■ Connection of ATM and POS

■ Security and surveillance cameras



EDGE router ER75i interconnects large variety of equipment into Internet or intranet. Namely computers, controlling systems or LAN networks. It is possible to connect any equipment with ethernet interface and due to optional port 1 (delivered on request of customer) also equipment with interface RS232/RS485/MBUS (ATM, industrial metering devices, GPS etc.). You can also order inputs/outputs (I/O) on port 1.

Because of advanced EDGE technology is communication speed 236 Kb/s. There is not problem to transfer for example pictures

from cameras (traffic, crossroads cameras, security cameras, problematic spots in towns etc.). If EDGE technology is not available, ER75i communicates in slower GSM/GPRS system – speed up to 85,6 Kb/s.

EDGE router ER75i is easy to use. Very important is user friendly configuration environment via web browser (HTTP) that is protected by password. It is also possible to use SNMP protocol for diagnostics, MBUS or I/O port reading. Interesting feature is also SMS remote controlling from mobile phone – for example on/off connection.

for devices with interface

ethernet  
RS232 ■ RS485 ■ MBUS ■ I/O

DHCP

HTTP

NAT

NTP

SNMP

IPsec

DynDNS


SMS info

GRE

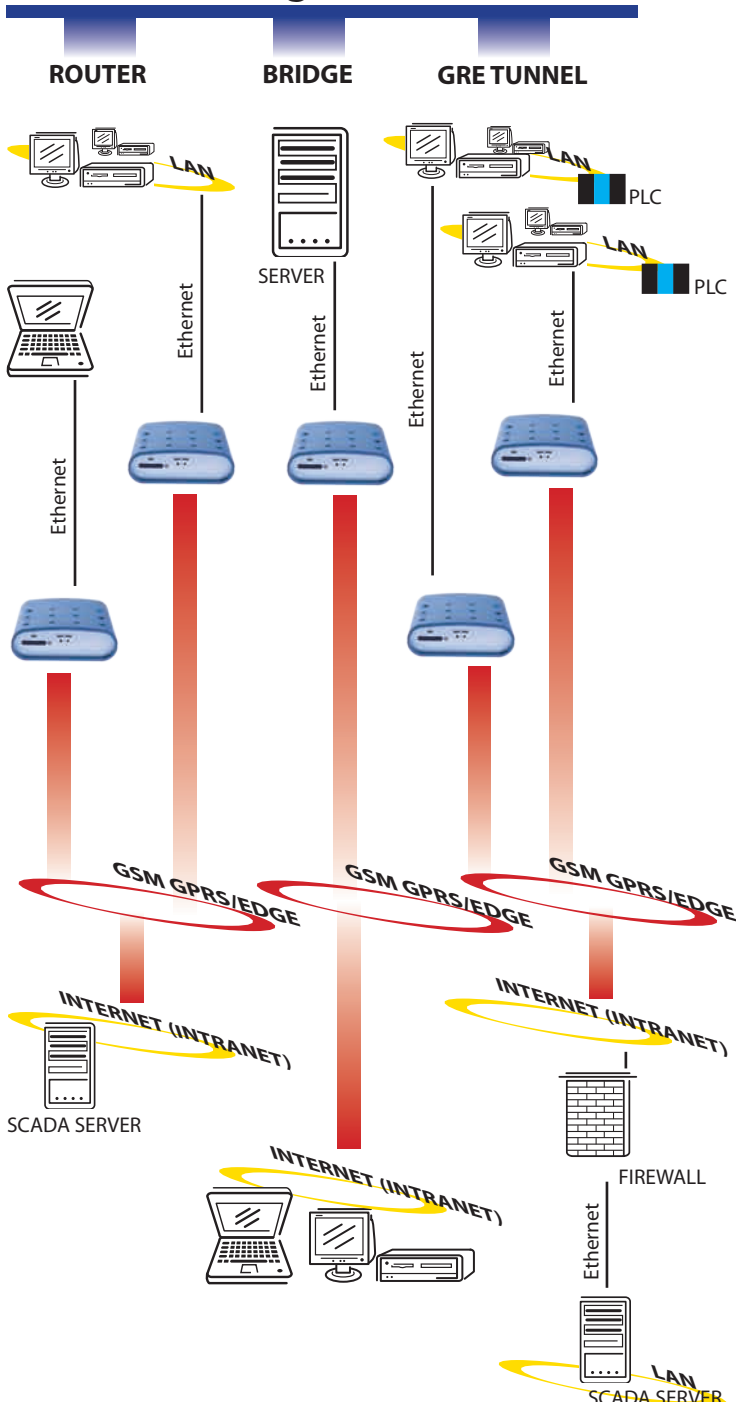
L2TP

## EDGE router ER75i supports

- DHCP – automatic IP addressing in LAN network
- HTTP server – configuration via web server
- NAT – address translation between inside/outside networks
- SMS info – SMS following power or GPRS connection ON/OFF
- IPsec – secure (cryptated) connection to server in outside network
- L2TP – protocol of tunneling interconnection
- DynDNS – dynamic IP address support
- NTP – time synchronization
- GPRS state by LED signalization
- Online info on GSM signal level
- on request of customer port 2 – RS232/RS485/MBUS or I/O
- SNMP for diagnostics, MBUS or I/O port
- remote controlling via SMS (on/off connection etc.)




## Possible settings of ER75i



## Technical specification

GSM module	SIEMENS MC75
Comply standards	3GPP TS 51.010.-1,v5.10.0 EN 301 511, v9.0.2 EN 55022:1998, A1:2000, A2, Cor:2003 EN ISO/IEC 17025 EN 60 950:2001
Frequency bands	EGSM850 EGSM900 GSM1800 GSM1900
Output power	Class 4 (2W) for EGSM850 Class 4 (2W) for EGSM900 Class 1 (1W) for GSM1800 Class 1 (1W) for GSM1900
GPRS parameters	GPRS Multislot class 12 EDGE Multislot class 10 Mobile station class B
Temperature range	from -20 °C to +55 °C
Power supply	10 V to 30 V DC
Energy consumption	up to 3,5 W (for EDGE)
Dimensions	30×90×102 mm (DIN ledge 35 mm)
Weight	140 g
Antennal connector	FME – 50 Ohm
User interface	Ethernet (10/100 Mbit/s) USB 2.0 – connector USB-B on request RS232/RS485/M-BUS or inputs/outputs (I/O)

USB 2.0 is designed for ER75i connection into PC with OS Win 2000/XP. CD with drivers is supplied with the router in package.



**LUCOM GmbH**

Ansbacher Straße 2a  
D 90513 Zirndorf  
Tel. +49 (0) 9127 / 59 460 - 10  
Fax. +49 (0) 9127 / 59 460 - 20  
E-Mail: info@lucom.de  
<http://www.lucom.de>