

rayLUX URBAN PLUS

70/56/42



HIGH PERFORMANCE STREET LIGHTING

The Urban Plus series is a new range of White-Light LED illuminators, **optimised for street and road lighting applications**. It's powerful elliptical beam pattern allows for elevated mounting heights up to 15m, and wide column spacing. Applications include multiple S-Class and urban roads, pedestrian routes, recreational, and many other outdoor lighting purposes.

With an extremely low power consumption and high efficacy, Urban Plus delivers significant energy savings and outstanding optical performance. It provides even output White-Light illumination and excellent colour rendition, delivering increased safety and excellent visibility.

Urban Plus allows for a **high speed installation**, significantly reducing installation costs and time. It is provided in two lightweight parts which can be installed by one person - half the labour required for lifting and installing traditional and heavier street lighting. It is also supplied pre-wired with 11.2m of cable and plug, so that the electrician can wire in the system at ground level - further reducing labour and time.

Urban Plus is highly flexible. It features a unique and tool free **'Bi-Directional' mounting system**, to change the orientation of the head in only 3 seconds to accommodate for any horizontal or vertical pole installation with no bracket modification - saving further installation time and labour costs. Urban Plus also features an integrated **'Easy-Beam' adjustment system**, allowing the user to alter the uplift of the illumination to accommodate different mounting locations. This allows for high speed and precise commissioning without having to demount or switch off the power - again saving installation time and labour costs.

All Urban Plus units feature a **'Direct Thermal Transfer' system**. It uses the most direct heat channelling techniques with no thermal barriers for the quickest and most effective heat dissipation, allowing the LEDs to deliver outstanding performance and consistency throughout the 50,000 hour operational life of the illuminator. Urban Plus is available in narrow, standard and wide optical variants, with 3 different power options in 70, 56 and 42 LED arrangements.



POWERFUL

- High Performance – Low Energy
- Street Optimised Lighting
high mounting – wide spacing
- SMT LED Technology
- Quick Start

FLEXIBLE

- High Speed Installation
significantly reduces installation time and costs
- 'Bi-Directional' mounting system
- 'Easy-Beam' adjustment system

RELIABLE

- 'Direct Thermal Transfer' system
- 50,000 Hours LED Life

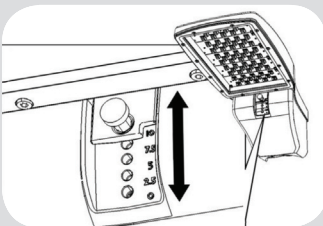
CONTROLLED

- High Efficacy – up to 90lm/W
- Excellent Colour Rendition
- Even Output Illumination

PATENT PENDING TECHNOLOGY

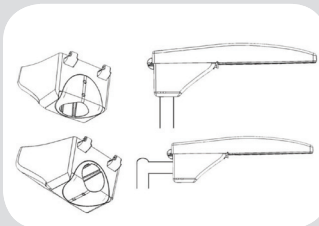
- 'Bi-Directional' mounting system
- 'Easy-Beam' adjustment system
- 'Direct Thermal Transfer' system

'EASY-BEAM' ADJUSTMENT SYSTEM



'BI-DIRECTIONAL' MOUNTING SYSTEM

Switch from horizontal to vertical mount in 3 seconds



APPLICATIONS


S-CLASS ROADS



URBAN



PATHWAY



RECREATIONAL



BUSINESS PARK



CAR PARKS



rayTEC[®]



STREET OPTIMISED LIGHTING

The powerful elliptical beam pattern allows for elevated mounting heights up to 15m, and wide column spacing needed for high performance street and road lighting.



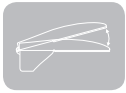
HIGH SPEED INSTALLATION

Provided in two lightweight parts each under 6kg, the housing can be lifted by one person - half the labour required compared to traditional and heavier street lighting. Also supplied pre-wired with 11m of cable and plug for wiring at ground level -significantly reduces installation time and costs.



BI-DIRECTIONAL MOUNTING SYSTEM

The unique Bi-Directional mounting system allows the head to be switched from horizontal to vertical mount in 3 seconds – tool free adjustment with no bracket modification, further reduces installation time and costs.



EASY-BEAM ADJUSTMENT SYSTEM

The Easy Beam Adjustments system allows the installer to alter the uplift of the illumination to accommodate different mounting locations and provide quick and easy commissioning, without having to demount or switch off power – high speed and precise.



DIRECT THERMAL TRANSFER SYSTEM

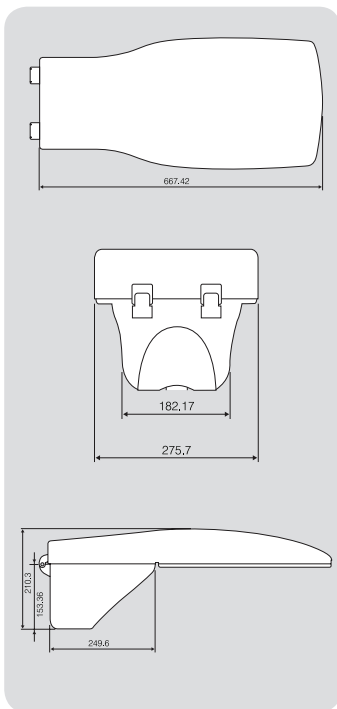
Urban Plus features an integrated heat sink in the hood of the unit for the most direct thermal transfer. It draws the heat away from the LEDs and releases it straight out into the atmosphere with no barriers to pass. The quick and direct heat dissipation allows the LEDs to deliver outstanding performance and consistency throughout the operational life of the illuminator.

5 YEAR WARRANTY

All Raytec LED illuminators are provided with a 5 year warranty.
Raytec LED illuminators provide guaranteed long life!



TECHNICAL SPECIFICATIONS



ILLUMINATOR

Total Luminous Flux: 70LED – 6931lm
56LED – 5520lm
42LED – 4271lm

Optics: SMT LED's

Consumption: 70LED – 79W
56 LED – 61W
42 LED – 48W

Efficacy: 70LED – 88lm/W
56LED – 90lm/W
42LED – 89lm/W

Colour Temperature: 5600K

CRI: 75

Voltage: 90 – 264Vac

Weight: 12kg supplied in 2 parts (6kg each)
26lbs supplied in 2 parts (13lbs each)

Environmental: IP66

Temp Range: -40 to +40°C (-40 to 104°F)

Cable Length: 11.2m (36.7 feet)

Colour: Silver, Anthracite

Wavelength: White-Light

Dimensions: 667 x 276 x 210mm
(26" x 11" x 8" approx)

BRACKETRY

RAPID DEPLOYMENT BRACKETRY INCLUDED:
Post top and side entry mounting on
Ø 60-76mm poles

INTEGRATED DRIVER PSU

Input: 90 – 305Vac

OPTIONAL FEATURES

- Drill out to allow fitment of NEMA socket
- Dimming

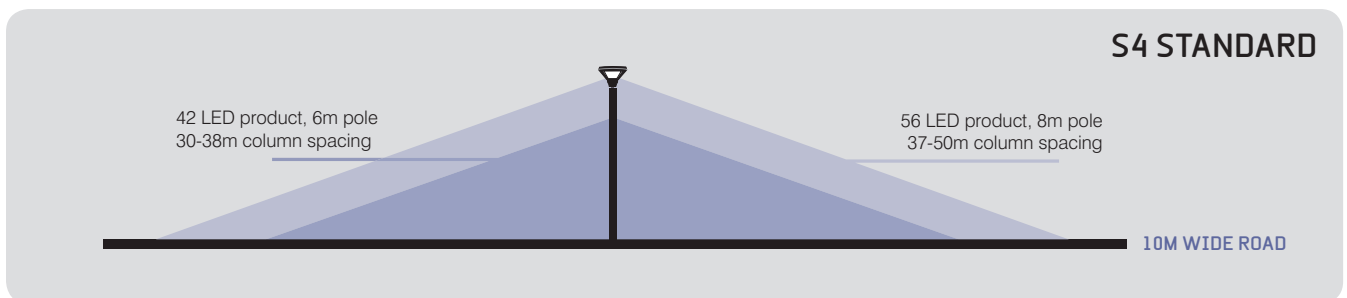
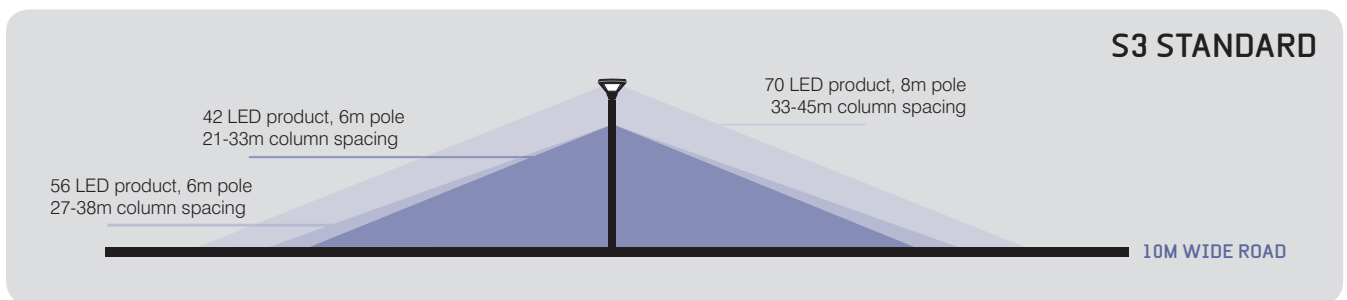
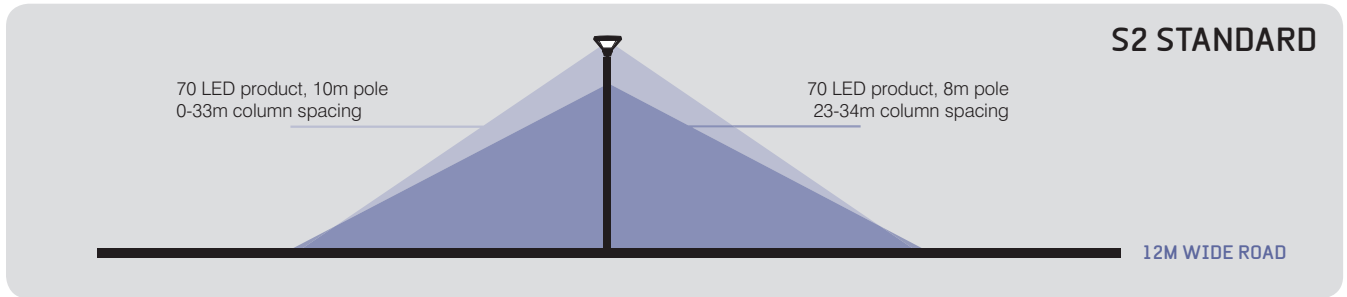
PART CODES & DISTANCES

UBPL-70-001	RAYLUX URBAN PLUS, 79W Max, narrow angle, White-Light, integrated PSU and bracket, 90-305V ac
UBPL-70-002	RAYLUX URBAN PLUS, 79W Max, standard angle, White-Light, integrated PSU and bracket, 90-305V ac
UBPL-70-003	RAYLUX URBAN PLUS, 79W Max, wide angle, White-Light, integrated PSU and bracket, 90-305V ac
UBPL-56-001	RAYLUX URBAN PLUS, 61W Max, narrow angle, White-Light, integrated PSU and bracket, 90-305V ac
UBPL-56-002	RAYLUX URBAN PLUS, 61W Max, standard angle, White-Light, integrated PSU and bracket, 90-305V ac
UBPL-56-003	RAYLUX URBAN PLUS, 61W Max, wide angle, White-Light, integrated PSU and bracket, 90-305V ac
UBPL-42-001	RAYLUX URBAN PLUS, 48W Max, narrow angle, White-Light, integrated PSU and bracket, 90-305V ac
UBPL-42-002	RAYLUX URBAN PLUS, 48W Max, standard angle, White-Light, integrated PSU and bracket, 90-305V ac
UBPL-42-003	RAYLUX URBAN PLUS, 48W Max, wide angle, White-Light, integrated PSU and bracket, 90-305V ac

URBAN PLUS EXAMPLE LIGHTING SCHEME:

MULTIPLE S CLASS ROAD SCENARIOS

The diagram below is a simple example guide highlighting the light distribution made possible by using different LED arrangements, column heights and optical variants. Please note that every lighting scheme is different, and that the light distribution is subject to change dependent on multiple factors – please contact Raytec for a free lighting design specific to your project requirements.



3 OPTICAL VARIANTS

