

rayMAX

PANORAMIC ULTRA



Ultra Wide Angle Infra-Red

The new RAYMAX Panoramic Ultra illuminators represent the latest development in ultra-wide 180° illumination, for seamless, full scene CCTV images at night. Panoramic Ultra illuminators now offer a much better spread of light and longer illumination with distances up to 150m (492ft) at 180°, making them perfect for wide angle, PTZ, multi-sensor, or 360° dome cameras covering large areas.

Panoramic Ultra illuminators use holographic lens technology to produce outstanding even illumination at a beam angle of 180 degrees (horizontal) x 5 degrees (vertical). All units feature Hot Spot Reduction Technology (HRT), allowing Panoramic Ultra illuminators to deliver longer illumination distances without creating short range hot spots caused by over-exposure.

Panoramic illuminators incorporate the latest Platinum Elite SMT LED's to deliver class leading performance, long life, energy efficiency and zero maintenance, and are supported with an industry leading 5 year warranty. Ultimate Adaptive Illumination™ is a standard feature which allows the angle of illumination to be quickly and easily adjusted onsite anywhere from 60-180° to match the specific camera field of view.


Each unit is fitted with Active LED Life Control to carefully control LED output, delivering consistent illumination power and a projected working life of 10 years.

Panoramic Ultra illuminators are supplied with bracket and power supply. Control features on the power supply include adjustable power output, photocell and telemetry control. Panoramic lighting now makes high performance illumination for dome cameras more affordable, with longer distances than ever before.

At a Glance

- 180° coverage up to 150m (492ft)
- 360° coverage with only 2 units
- Latest Platinum Elite SMT LED's
- Perfect for PTZ domes or multi-sensor cameras
- Even Output illumination
- HRT Hot-spot Reduction Technology
- Ultimate Adaptive Illumination™
- Various Angles (60°–180° x 5°)
- Active LED Life Control
- 10 year life

Illuminate Large Areas

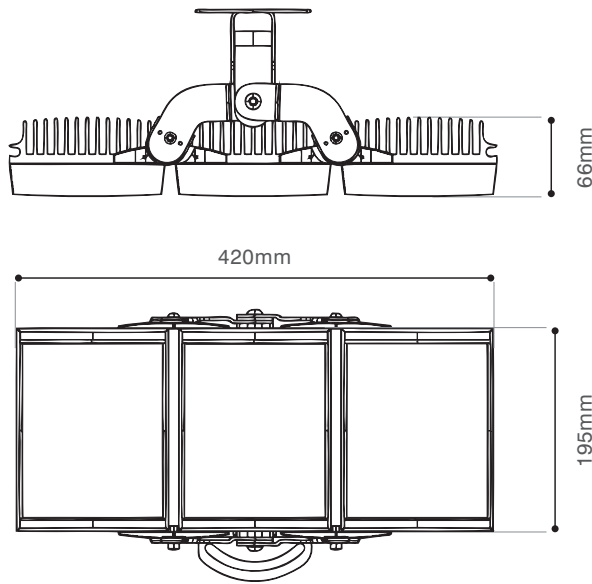


Capture Every Detail

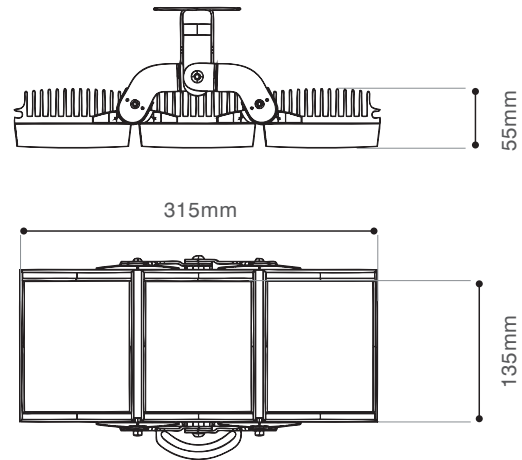


Product Dimensions

Panoramic Ultra 300



Panoramic Ultra 150



Features

Benefits

High Definition Lighting

High Definition Lighting allows cameras to provide crystal clear, high signal images during the hours of darkness. The breakthrough in HD lighting is made possible with Raytec's high power LED technology and focussed elliptical beam patterns which combine to deliver more power on scene.

Latest Platinum Elite SMT LED's

Panoramic Ultra illuminators use cutting edge Platinum Elite SMT LED's together with specialist Raytec optics and an enhanced Cool Running™ thermal management system to deliver a single high performance LED illuminator. The result is World leading power, reliability and flexibility.

Ultimate Adaptive Illumination™

Ultimate Adaptive Illumination™ allows the installer to adjust the angle of the light projection from a single unit to fit the specific demands of any installation. Adjustment is quick and convenient and any angle from 60-180 degrees (depending on model) is easily selectable.

Hot-Spot Reduction Technology

Hot-Spot Reduction Technology (HRT) delivers a highly diffused, elliptical beam shape to deliver more light where it is needed, generating both longer distances and minimising light wastage. The HRT system also minimises overexposure of foreground objects

Active LED Life Control

All Raytec illuminators employ cutting edge materials science techniques to improve thermal efficiency throughout the unit and ensure continuity of LED power. The Advanced Cool Running™ system draws heat away from the LEDs and allows Raytec LED products to deliver outstanding performance and consistency of illumination throughout the operational life of the illuminator.

Energy Saving

All Raytec illuminators use high efficiency LED's and advanced control methods to deliver extremely low electrical consumption. Raytec illuminators are energy saving and deliver huge savings in running costs compared to traditional bulb illuminators.

Technical Specifications

Illuminator

Max Distance	300 series - 260m (853ft) 150 series - 170m (558ft)
Angle	Angle: 60 x 5° (fitted as standard)
LED's	Platinum Elite SMT LED's
Consumption	300 series - 165W 150 series - 105W
Voltage	15V current controlled
Weight	300 series - 6kg (13.2lbs) 150 series - 3.7kg (8.3lbs)
Environmental	IP66
Temp Range	-50 to +50°C (-58 to 122°F)
Cable Length	2.5m
Colour	Black
Wavelength	850nm
Dimensions	300 series - 420 x 195 x 66mm (16" x 8" x 3" approx) 150 series - 315 x 135 x 55mm (12" x 5" x 2" approx)

Power Supply

Input	Universal 100-230V AC auto-sensing
Output	165W max
Temperature	-50 to +50°C (-58 to 122°F)
Weight	2.4kg (5.3lbs)
Environmental	IP66
Dimensions	240mm x 160mm x 81mm 9" x 6" x 3" approx

Standard PSU (Included)

Adjustable photocell
Adjustable power output
Telemetry Control

Bracketry

Large AI Circular bracket provided as standard on 300 series. AI Circular bracket provided as standard on 150 series. Optional pole mount and wall mount brackets available.

Product Codes

Part Codes	Description	Narrow Angle	Wide Angle
RM300-AI-PANUT	RAYMAX 300, Panoramic Ultra Illumination, 60 - 180 x 5° AI, 850nm + PSU	260m (853ft) at 60°	150m (492ft) at 180°
RM150-AI-PANUT	RAYMAX 150, Panoramic Ultra Illumination, 60 - 180 x 5° AI, 850nm + PSU	170m (558ft) at 60°	100m (328ft) at 180°