

Overview

8-Channel Video fiber links use revolutionary Coarse Wavelength Division Multiplexer (CWDM) technology to provide simultaneous long-range transmission of multiple full-frame, real-time video signals over one multimode fiber. S708V models feature multimode operation, while S7708V models operate over one single mode fiber.

Exceptional Performance

The eight-channel system features a bandwidth of 6.2 MHz per channel and optical automatic gain control (OAGC). It accepts analog baseband input signals and converts them to digital format for transmission, assuring high-quality video outputs at the receiver.

Superior Diagnostics

The SMARTS™ diagnostic technology includes a built-in video test pattern generator on the transmitter for system setup and on-screen diagnostics to indicate insufficient optical power or an inactive video channel for each output. LEDs monitor the status of the video and optical signals.

Standard Features

- One-way transmission of eight video channels over one fiber
- Single and multimode models available
- Coarse Wavelength Division Multiplexer (CWDM) technology
- 8-10-bit video processing depending on channels used
- 500 TV lines resolution
- Video SNR >55 dB
- 6.2 MHz video bandwidth
- Built-in test pattern generator and On-Screen Diagnostics (OSD)
- 16 dB (single mode) or 13 dB (multimode) optical budget
- Optical AGC
- Standalone or rack configurations

8-Channel Video

S708V and S7708V



U.S.
T (561) 998-6100
T 888-GE-SECURITY
888-(437-3287)
F 561 998 6224

Canada
T 519 376 2430
F 519 376 7258

Asia
T 852-2907-8108
F 852-2142-5063

Australia
T 61-3-9239-1200
F 61-3-9239-1299

Europe
T 44-113-238-1668
F 44-113-253-8121

Latin America
T 305-593-4301
F 305-593-4300

www.gesecurity.com

© 2005 General Electric Company
All Rights Reserved

Specifications

Video	S708V (Multimode)	S7708V (Single Mode)
Channels	8	
Format	NTSC, PAL, SECAM	
Input/Output Signal	1.0 V p-p composite	
Bandwidth	6.2 MHz	
Signal-to-Noise Ratio	>55 dB	
Video Resolution	>500 TV lines	
Input/Output Impedance	75 ohms	
Differential Phase	<0.7°	
Differential Gain	<2%	

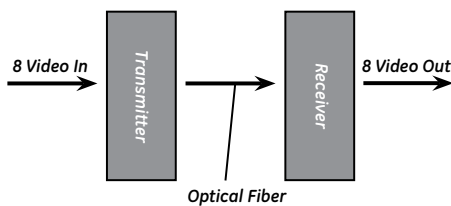
Optical	Multimode	Single Mode
Mode	Multimode	Single Mode
Optical Budget*	13 dB	16 dB
Emitter	Laser	
Wavelength	850/1300 nm or 1310/1330 nm (Depending on model used)	1310/1550 nm (Depending on model used)
Operating Distance**	Up to 3.2 mi (5.2 km) (Depending on model used)	20 mi (32 km) (Depending on model used)
Gain Control	Optical Automatic Gain Control (OAGC)	
Transmitter Launch Power	-15 dBm	-12 dBm
Receiver Sensitivity	-28 dBm	

Electrical		
Input Power, Standalone	Transmitter: 24 VAC or 13.5 VDC regulated; Receiver: 13.5 VDC regulated	
Input Power, Rack	13.5 VDC regulated	
Current Requirement	Standalone Transmitter: 700 mA; Rack units, Standalone Receiver: 1.2 A	
Power Consumption	Standalone Transmitter: 10 W; Rack units, Standalone Receiver: 17 W	
Power Factor	10 (rack units only)	
Protection	Solid-state short circuit protection	
Optional Power Supply	Model 613P	

Environmental		
Operating Temperature	-40 to 167 °F (-40 to 75 °C)	
Maximum Humidity	95% relative, noncondensing	

Mechanical		
Dimensions (LWD), Standalone Units	5.0" x 4.8" x 2.2" (127 x 122 x 56 mm)	
Dimensions, Rack Units	2 slots (2.0")	
Weight, Standalone Units	1.8 lbs (0.82 kg)	
Weight, Rack Units	1.24 lbs (0.56 kg)	
Construction	Standalone Units: Steel; Rack Units: Aluminum	

Related Diagram



AGENCY COMPLIANCE

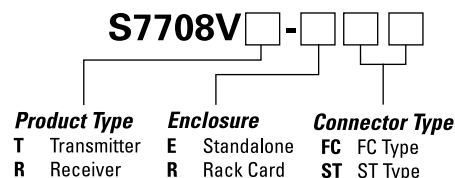
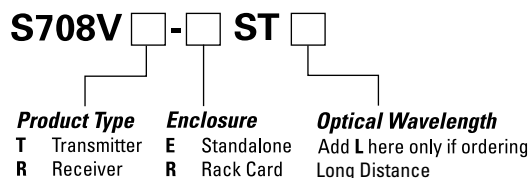


MADE IN THE USA

Complies with FDA Performance Standard for Laser Products,
Title 21, Code of Federal Regulations, Subchapter J

Ordering Information

Use the Configurators below to select the options available for these products.



* Optical Budget based on 62.5 μm fiber, for 50/125 μm fiber subtract 3 dB.

** Operating distance is approximate and assumes best fiber. It will be affected by the type and number of splices in the fiber. Refer to update No. TB00-005, which can be found at www.gesecurity.com

As a company of innovation, GE Security reserves the right to change product specifications without notice. For the latest product specifications, visit GESecurity online at www.GESecurity.com or contact your GE Security sales representative.
S708V-2006-09-2