


DR-1304P

- Total incoming throughput 50Mbps
- Up to 120ips 5MP real-time recording
- Up to 120ips live display
- Easy to install, set-up, and play with DirectIP cameras
- Built-in 4 channel PoE switch
- Supports one click network configuration through IDIS FEN service



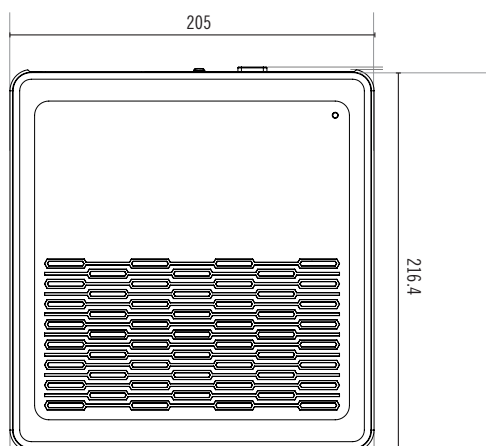


SPECIFICATIONS

VIDEO	
Video Inputs	4 IP Channels
Max. Incoming Throughput	50Mbps
Supported Cameras	DirectIP
Video Outputs	1 HDMI, 1 VGA
Display Resolution	1920 x 1200 , 1920 x 1080, 1680 x 1050, 1600 x 1200
Display Speed	Up to 120ips
Digital Zoom	x2 ~ x12
RECORDING	
Max. Throughput	20Mbps, 120ips @ 5MP
Recording Resolution	Up to 5MP (Depending on IP Camera)
Compression	H.265, H.264
Recording Mode	Time-lapse, Event, Pre-event, Panic
Trigger Events	Motion Detection, Trip-zone, Tampering, Video Loss, Etc.
PLAYBACK	
Performance	4ch Full HD Synchronous Playback
Search Mode	Time-lapse, Event Log, Motion
Digital Zoom	x2 ~ x12
STORAGE	
HDD	SATA x1, (Up to 6TB Capacity, 3.5")
Total Capacity	6TB=6TB x 1
NETWORK	
Client Connection	Fast Ethernet (Client) x 1
Video In Connection	Fast Ethernet (IP Camera) x 4
Transmission Speed	20Mbps
Camera Power	PoE (IEEE 802.3at Class 4) Supported 4 Ports, 30W
Remote Data Export	IDIS Player, AVI, JPG
Event Notification	Email (MP4), Callback to Remote S/W, Push Notification (IDIS Mobile)
Two-way Audio	No
Client Viewer	IDIS Center, IDIS Mobile, IDIS Web, IDIS Solution Suite
INTERFACE	
Audio In / Out	No
Alarm In / Out	No
Alarm Reset In	-
Serial Interface	No
USB	USB 2.0 x 2
User Interface	Mouse
GENERAL	
Operating System	Embedded Linux
Unit Dimensions (W x H x D)	205mm x 44.5mm x 216.4mm (8.07" x 1.75" x 8.52")
Unit Weight	1.27 kg (2.80 lb) (with 1 HDD)
Working Temperature	0°C to 40°C (32°F ~ 104°F)
Operating Humidity	0% ~ 90%
Power Input	NVR Adaptor (Input : 100-240V~, 50/60Hz, 1.2A, Output : 48V , 1.0A) - T.B.D
Power Consumption	NVR: 48V, 0.73A, Max. 35W PSE : Max. 30W
Approvals	KC, FCC

DIMENSIONS

(Unit - mm)



- ① USB Ports
- ② HDMI Out Port
- ③ Factory Reset Button
- ④ VGA Out Port
- ⑤ Network Port
- ⑥ Video In / PoE Ports
- ⑦ Power In Port